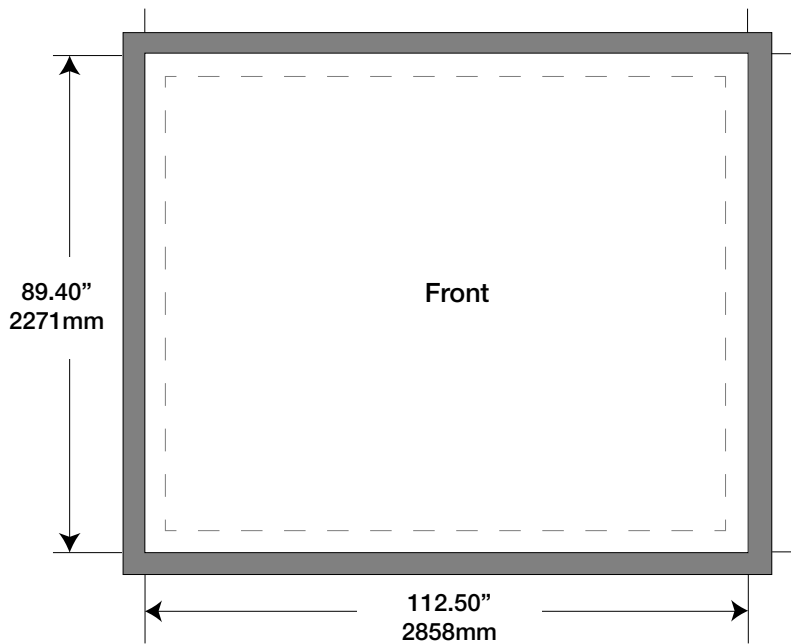


10' FabLite Flat

Backwall Configuration



Minimum Document Size*

(with Bleed)

Width: 116.50" x Height: 93.40"
Width: 2959mm x Height: 2372mm

(50% with Bleed)

Width: 58.25" x Height: 46.70"
Width: 1480mm x Height: 1186mm




(25% with Bleed)

Width: 29.13" x Height: 23.35"
Width: 740mm x Height: 593mm

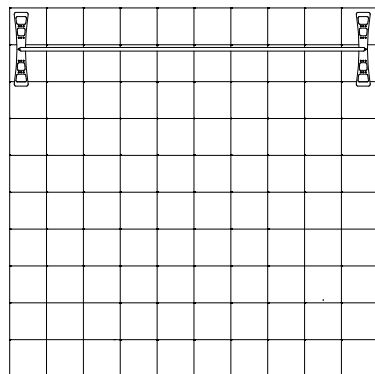
Finished Size

Width: 112.50" x Height: 89.40"
Width: 2858mm x Height: 2271mm

*Approx. sizes shown. Your document size should encompass the crops and bleed area.

-  Live Area
-  Bleed (to be trimmed)
-  Allow 2" along each edge for wrapping around tube

FLOOR PLAN



ELEVATION



Note: Black fabric is used on the backside of the pillowcase.
Put critical text 2" from edge so it doesn't wrap around curve of tubes.